

Product data sheet

Characteristics

XMLP3K0PD730Q

Electronic pressure sensors, Pressure sensors
XM, transmitter, XMLP, 3000 PSI, 1/4"18NPT,
0...10 V, M12, set 25



Product availability: Stock - Normally stocked in distribution facility

Price*: 95.00 USD



Main

Range of Product	OsiSense XM
Product or Component Type	Electronic pressure sensors
Pressure sensor type	Pressure transmitter
Pressure sensor name	XMLP
Electrical circuit type	Control circuit
Pressure Rating	3000 Psi (20684.27 kPa)
Local display	Without
Controlled fluid	Fresh water 32...275 °F (0...135 °C)) Air -40...275 °F (-40...135 °C)) Hydraulic oil -40...275 °F (-40...135 °C)) Gas -40...275 °F (-40...135 °C)) Refrigeration fluid -40...275 °F (-40...135 °C))
Fluid connection type	1/4" - 18 NPT (male)
Electrical connection	1 male connector M12 4 pins
[Us] rated supply voltage	24 V DC SELV 12...33 V)
Current Consumption	< 7 mA
Type of output signal	Analogue
Analogue output function	0...10 V, 3-wire
Quantity per Set	Set of 25
Type of Packing	Group

Complementary

Pressure setting range	0...3000 Psi (0.00...20684.27 kPa)
Maximum permissible accidental pressure	9000 Psi (62052.81 kPa)
Destruction pressure	18000 Psi (124105.63 kPa)
Materials in contact with fluid	Stainless steel AISI 316L
Operating position	Any position
Protection Type	Reverse polarity Load short-circuit

Electromagnetic compatibility	Electrical fast transient/burst immunity test EN/IEC 61000-4-4 2 kV Electrostatic discharge immunity test EN/IEC 61000-4-2 8 kV air, 4 kV contact 1.2/50 μ s shock waves immunity test EN/IEC 61000-4-5 1 kV 42 Ohm Immunity to magnetic fields EN/IEC 61000-4-8 100 A/m 50 Hz Susceptibility to electromagnetic fields EN/IEC 61000-4-3 10 V/m 80...3000 MHz Radiated RF fields EN/IEC 61000-4-6 10 V 0.01...80 MHz
[Uimp] rated impulse withstand voltage	0.5 KV
Response time on output	\leq 2 ms 10...90 % of full scale
Measurement accuracy	+/- 0.5 % of the measuring range
Accuracy	0.1 % of the measuring range
Drift of the sensitivity	+/- 0.02 % of measuring range/°K
Drift of the zero point	+/- 0.02 % of measuring range/°K
Mechanical durability	10000000 Cycles
Net Weight	0.20 Lb(US) (0.092 kg)
Diameter	1.02 In (26 mm)
Length	1.42 In (36 mm)

Environment

Standards	NSF ANSI 61 EN/IEC 61326-2-3
Product Certifications	RCM CE CULus EAC
Protective treatment	TC
Ambient Air Temperature for Operation	-22...185 °F (-30...85 °C)
Ambient Air Temperature for Storage	-58...212 °F (-50...100 °C)
Vibration resistance	20 gn 15...2000 Hz) EN/IEC 60068-2-6
Shock resistance	100 gn 11 ms EN/IEC 60068-2-27
IP degree of protection	IP65 conforming to EN/IEC 60529 IP67 conforming to EN/IEC 60529 IP69K conforming to EN/IEC 60529

Ordering and shipping details

Category	22419 - PRESSURE SWITCH IEC (HIGH,LOW,GEN)
Discount Schedule	DS2
GTIN	03389119640084
Nbr. of units in pkg.	1
Package weight(Lbs)	2.96 Oz (84 g)
Returnability	Yes
Country of origin	CH

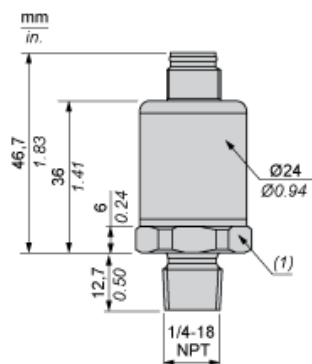
Packing Units

Unit Type of Package 1	PCE
Package 1 Height	3.94 In (10 cm)
Package 1 width	5.71 In (14.5 cm)
Package 1 Length	6.89 In (17.5 cm)

Offer Sustainability

Sustainable offer status	Green Premium product
California proposition 65	WARNING: This product can expose you to chemicals including: Diisononyl phthalate (DINP), which is known to the State of California to cause cancer, and Diisodecyl phthalate (DIDP), which is known to the State of California to cause birth defects or other reproductive harm. For more information go to www.P65Warnings.ca.gov
REACH Regulation	REACH Declaration
EU RoHS Directive	Pro-active compliance (Product out of EU RoHS legal scope) EU RoHS Declaration
Mercury free	Yes
RoHS exemption information	Yes
Environmental Disclosure	Product Environmental Profile

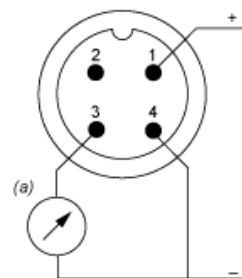
Dimensions



(1) SW24 tightening torque ≤ 25 N.m / 221 lb-in

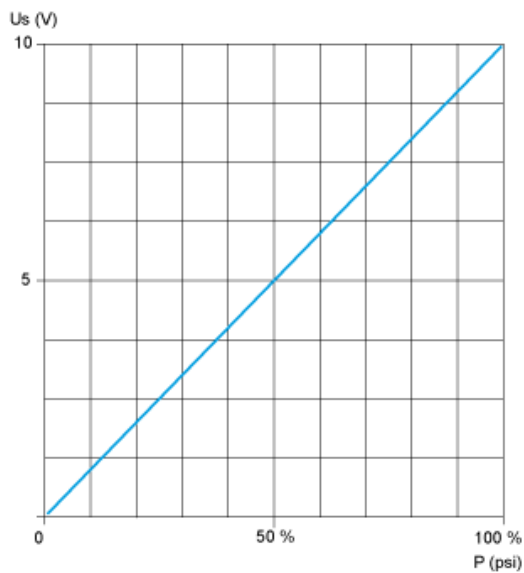
Wiring Diagram

3-Wire Technique (0-10 V)



(a) V out

Curves



Product Life Status : Commercialised